

2021-2022 Graduate Outcomes Report

(For the 2019-2020 Graduates)



Columbus

Grand Island

Hastings

Holdrege

Kearney

Lexington

Ord

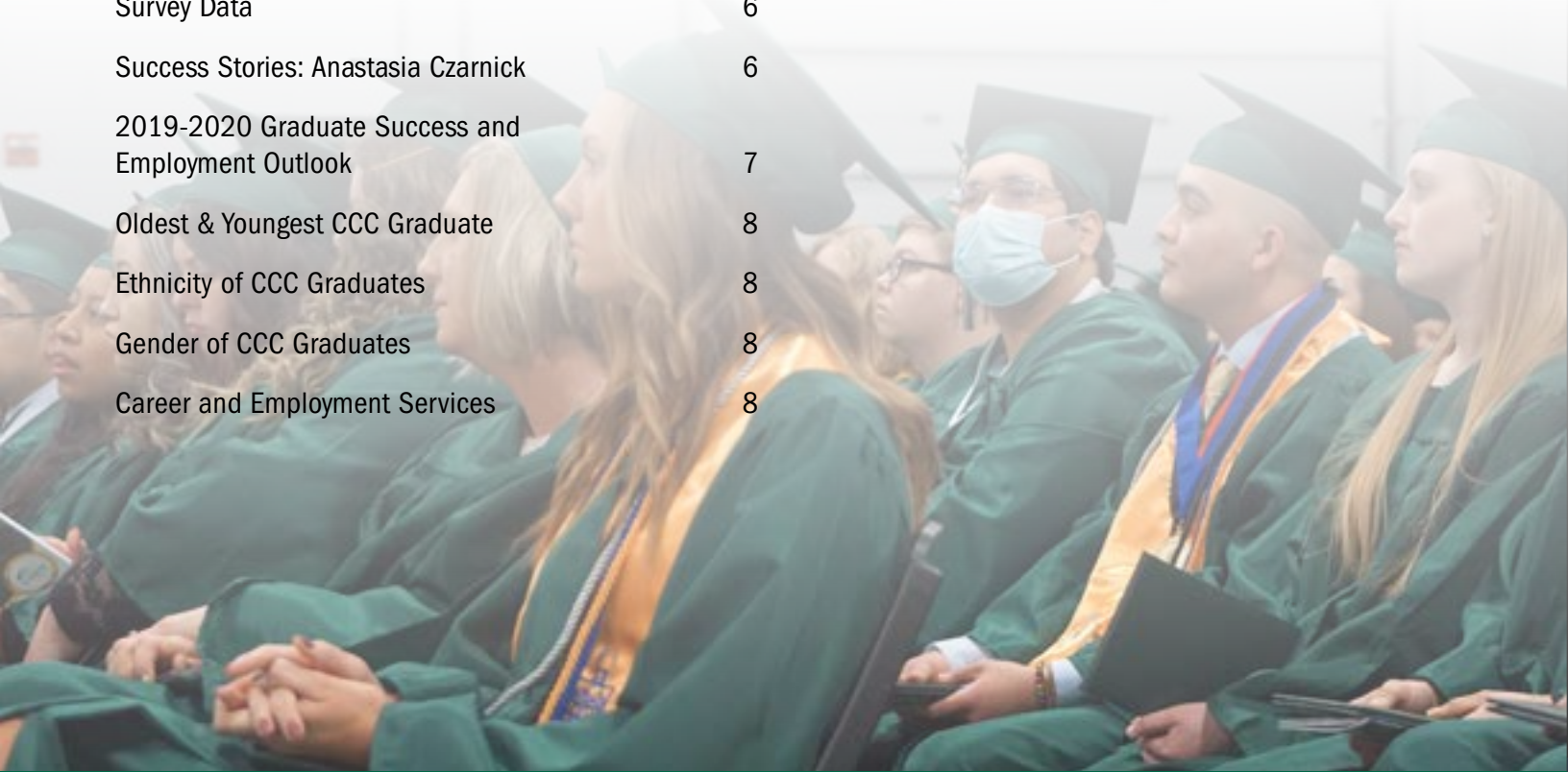
Table of Contents

| | |
|--|---|
| Graduate Full-Time Employment & Continuing Education | 3 |
| 2019-2020 Graduate Full-Time Employment by Location | 3 |
| Top Five Hourly Wages | 3 |
| Awards Granted | 3 |
| Success Stories: Nathaniel Liebhart | 4 |
| Examples of Recent Graduate Positions | 4 |
| Success Stories: Chandra Anderson | 5 |
| Subsequent Enrollment of 2019-20 Graduates | 5 |
| Transfer Degrees | 5 |
| Survey Data | 6 |
| Success Stories: Anastasia Czarnick | 6 |
| 2019-2020 Graduate Success and Employment Outlook | 7 |
| Oldest & Youngest CCC Graduate | 8 |
| Ethnicity of CCC Graduates | 8 |
| Gender of CCC Graduates | 8 |
| Career and Employment Services | 8 |

Central Community College graduates continue to do well pursuing their post-CCC interests. Graduates of our Career and Technical Education programs are successful in the job market, and our Academic Transfer graduate are successful as they continue their education at four-year colleges.

Data for the 2019-20 CCC graduates are the most recent available, as it allows time for students to become employed after graduation and that data to be reported.

For questions regarding the data, please contact the Institutional Research Department at 308-398-4222, Ext. 7387.



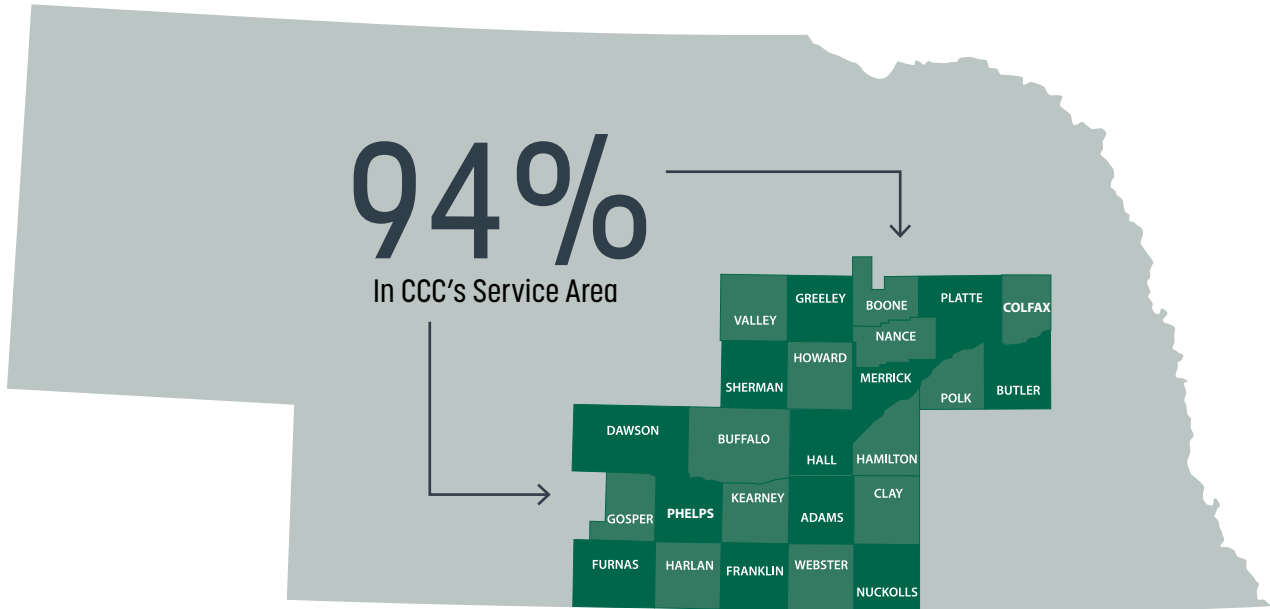
Central Community College (CCC) does not discriminate on the basis of race, color, ethnicity, religion, sex, age, marital status, national origin, veteran status, sexual orientation, disability, or other factors prohibited by law, in matters of employment, admissions, financial aid, or other activities and opportunities as set forth in compliance with federal and state statutes and regulations.

Any person having inquiries concerning Central Community College compliance with Title II, Title IV, Title VI, Title IX, the Age Discrimination Act, and/or Section 504 should contact: Vice President of Human Resources, 3134 W Highway 34, PO Box 4903, Grand Island NE 68802-4903, 308-398-7325, titleixcoordinator@cccneb.edu.

Persons seeking further information concerning career and technical education offerings at Central Community College and any specific pre-requisite criteria for the various programs of study should contact: Senior Director of College Communications, 3134 W Highway 34, PO Box 4903, Grand Island NE 68802-4903, 308-398-4222, collegecommunications@cccneb.edu.

To obtain this information in a language other than English or in an alternative format email collegecommunications@cccneb.edu or call 308-398-7355.

2019-2020 Graduate Full-Time Employment by Location



6% Employed Full-Time* In Nebraska, Outside CCC's Service Area

Graduate Full-Time Employment & Continuing Education



87%

of the graduates were **employed full-time* or continuing education** at Central Community College or other institutions.

*Full-time employment is determined based on their annual income \geq \$18,720 (considering minimum wage = \$9.00 and 40 hours of work per week) and may also include continuing education students. No results are duplicated and data also includes graduates employed in unknown Nebraska counties distributed among "in CCC service area."

Awards Granted

2,432 awards

(degrees, diplomas, certificates) were awarded to 1,507 unduplicated recipients
(Source: 2019-20 Enrollment Report)

Top Five Hourly Wages

- Mechatronics **\$30.74**
- Paramedicine **\$30.67**
- Nursing Education **\$26.93**
- Heating, Air Conditioning and Refrigeration **\$24.46**
- Quality Technology **\$22.04**

Examples of Recent Graduate Positions

Business, Marketing & Management

- Administrative Assistant
- Consumer Loan Officer
- Human Resources Coordinator
- Insurance Agent
- Kitchen Staff
- Line Chef
- Payroll Specialist
- Retail Manager
- Sales Manager
- Tax Preparer

Communication & Information Systems

- Cyber Security
- Desktop Technician
- Graphic Artist
- IT Technician
- Media Support Technician
- Photographer
- Programmer
- Social Media Producer
- Software Analyst
- Web Developer

Health Sciences

- Dental Assistant
- Dental Hygienist
- Health Information Management
- In-Patient Medical Coder
- Medical Interpreter
- Medical Assistant
- Medical Lab Technician
- Occupational Therapy Assistant
- Practical Nurse
- Paramedic
- Pharmacy Technician
- Registered Nurse

Human Services & Resources

- Chemical Dependency Technician
- Corrections Officer
- Crime Lab Technician
- Daycare Owner
- Human Services
- Medical Receptionist
- Paraeducator
- Police Officer
- Security Manager
- Vocational Rehab Specialist

Environmental & Agricultural Systems

- Ag Technician
- Farm Management
- Forklift Operator
- Producer/Grower
- Sales

Skilled & Technical Sciences

- Automation Technician
- Automotive Technician
- CNC Specialist
- Collision Repair Specialist
- Commercial Driver
- Construction Foreman
- Diesel Technician
- Electrician
- Engineering Draftsman
- Heavy Equipment Operator
- HVAC Technician
- Quality Inspector
- Safety Inspector
- Welder

Success Stories: Nathaniel Liebhart

Nathaniel Liebhart graduated from the CCC-Hastings in 2018 with a degree in Information Technology and Systems. His path to Central Community College was far from typical and included drug and alcohol addiction and even incarceration.

“I graduated from high school, went off to college and just kind of went out of control with the experience,” said Liebhart. “It ended up landing me two years in prison, during which I completed a drug treatment program.”

After prison, Liebhart entered a halfway house in Hastings through relationships there and in Alcoholics Anonymous, he met Bob Glenn, the long-time, but now retired Hastings Campus director of admissions. “Bob Glenn was a huge part of me even getting back into college again,” said Liebhart.

However, Liebhart said his first semester at CCC-Hastings in 2013 didn’t go as well as it should have, and he ended up withdrawing from all his courses. Liebhart did not return to CCC until 2016 and once again, Glenn played a key role in helping him not only re-enroll, but also qualify for financial aid. Eventually, he earned a scholarship through the Central Community College Foundation which helped him complete his degree. Scholarship dollars aside, Liebhart appreciates how Glenn kept him accountable.

“Even though [Glenn] went and got some scholarships for me,

he made sure that I contributed something to keep me invested,” said Liebhart. “I think that’s a big thing. You have to be invested in yourself, especially people are going to invest their time in you.”

Shortly after graduating from CCC in December 2018, Liebhart began working for Hastings Irrigation Pipe Company and currently serves as the IT manager. He has since married, and he and his wife are the parents of a one-year-old son. Liebhart also graduated from Bellevue University in December 2021.

“CCC, as compared to any other form of education I’ve had, is really community driven,” said Liebhart. “All aspects of my education at CCC were built around the relationships that I have in the community and also furthered more relationships. It’s a great way to get an education and also network within the community that you live.”




Success Stories: Chandra Anderson

Chandra Anderson graduated from the Kearney Center in 2009 with an associate degree in Nursing. She later earned a BSN followed by dual master's degrees in health care leadership and business, all through Grand Canyon University's online program.

After graduating from CCC, Anderson began her career as a critical care nurse at CHI Health Good Samaritan Hospital in Kearney. This was unique as most new nursing graduates do not immediately go into critical care. Anderson said in this role, she began to understand the importance of quality care and how it builds trust in both the patient and their family. She taught those concepts when she became a clinical coach. In 2011, she won Good Samaritan Hospital's Clinical Coach of the Year for Nursing Award.

Anderson relocated to Pahrump, Nev., where she worked in hospice care for two years. Missing the energy rush of hospital care, Anderson went to work in the emergency department at Desert View Hospital. She worked in a number of capacities before being named chief nursing officer. While at Desert View, Anderson was nominated for and won the 40 Under 40 Up and Coming Nurse Leader Award for the State of Nevada.














In 2017, Anderson returned to CHI Health Good Samaritan in Kearney where she served as the RN professional practice/magnet coordinator. After three and a half years, she assumed her current position as chief nursing and quality officer at Cozad Community Health System.




"I don't know if I would have had the same impact if I would have gone to a bigger school," said Anderson, who was a single mother at the time. "It allowed me to care for my family in two years as opposed to going to a four-year college. CCC is responsible for my golden ticket, my nursing degree."

Subsequent Enrollment of 2019-20 Graduates

Academic Transfer Graduates

| | | |
|--|---------------------------------------|-----|
|  | University of Nebraska at Kearney | 42% |
|  | University of Nebraska at Omaha | 9% |
|  | University Nebraska - Lincoln | 9% |
|  | Hastings College | 6% |
|  | Bellevue University | 4% |
|  | University of Nebraska Medical Center | 4% |
|  | Southeast Community College | 2% |
|  | Wayne State College | 2% |
|  | Bryan College of Health Sciences | 1% |
|  | College of Saint Mary | 1% |
|  | Metropolitan Community College | 1% |
|  | Nebraska Wesleyan University | 1% |
|  | Other including CCC | 18% |

Transfer Degrees



Survey Data

2019-20 Graduates' Perception of Preparation at CCC

2019-20 graduates were asked to rate the preparation they received from their education at CCC in professional skill sets defined within five general education groups. Three hundred sixty-five graduates rated their ability to perform these skills as beginning, progressing, proficient, or advanced. The percentage of students rating the skill sets of the five groups as proficient or advanced is shown below:



89%

Communications



90%

Critical Thinking &
Problem Solving



88%

Life & Career Skills



89%

Information &
Technology



91%

Global Awareness

Did You Achieve Your Educational Objective at CCC?



98%

Yes, Have Completed or Are Continuing Their Education

Source: Graduate Academic Experience Survey, 2019-20

Overall Satisfaction with Entire Educational Experience at CCC

Source: Graduate Academic Experience Survey, 2019-20

95%

Satisfied/
Very Satisfied

5%

Dissatisfied/
Very Dissatisfied

Employers' Satisfaction With Preparation of Central Community College Graduates

Source: Employer Survey, 2020

97%

Satisfied/
Very Satisfied

3%

Dissatisfied/
Very Dissatisfied

Success Stories: Anastasia Czarnick

Anastasia Czarnick graduated from the Columbus Campus in 2010 as an academic transfer. While at CCC, she was on the dance team and played volleyball during her freshman and sophomore year. Czarnick served as a resident assistant (RA) during her second year after rooming with an RA as a freshman. She was named as the Columbus Campus' first Spirit of Excellence Award winner.



Czarnick transferred to the University of Nebraska-Lincoln where she majored in interior architecture and minored in business and art history. For two years, she was on a full-ride academic scholarship before winning a \$30,000 scholarship from the Angelo Donghia Foundation, one of only 13 winners nationwide.

Following her graduation from UNL, Czarnick relocated to New York City and worked for two interior design firms over five years that specialized in residential projects from single family homes to prefab architecture and public installations. She worked with high-end clients from CEOs of large banks to actors and actresses, producers and singers. Czarnick also traveled to Paris to work with renowned designer Karl Lagerfeld on exclusive projects, and to Milan to visit the world's largest design trade fair.

Since 2019, Czarnick has worked for Houston-based Graniti Vicentia Group, which specializes in hotel interiors throughout the U.S. Aside from her full-time position as a designer, she owns Root to Home, a home décor online entity that sells sustainable handmade home goods from international artisans. Inspired by her travels to Bali, Germany, Morocco and Nigeria, Czarnick founded the business last year.

"I feel like starting at CCC was life-changing for me," said Czarnick, who is from Columbus. "It showed me if you're able to work hard, focus on your studies and take it seriously, it really pays off. Thanks to everyone who was involved in my journey."

2019-2020 Graduate Success and Employment Outlook

The chart below represents the educational and employment outcomes of Central Community College's 2019-20 graduates by program area.*

| Program/ Division | Certificate Recipients ¹ | Diploma Recipients ¹ | Degree Recipients ¹ | Total Unduplicated Recipients ² | Continuing Education ³ | Employed Full-Time ⁴ | Employed Part-Time ⁵ | Percent Employed Full-Time and/ or Continuing Education ⁶ | Three-year average hourly rate for degree recipients ⁷ (2017-18, 2018-19 & 2019-20) | | |
|---|-------------------------------------|---------------------------------|--------------------------------|--|-----------------------------------|---------------------------------|---------------------------------|--|--|---------|-----------------|
| | | | | | | | | | Low | High | Overall Average |
| Academic Transfer | | | | | | | | | | | |
| Academic Transfer | | | 181 | 181 | 136 | 79 | 77 | 90% | \$11.81 | \$14.94 | \$13.77 |
| Business, Marketing and Management | | | | | | | | | | | |
| Business Administration | 68 | 55 | 84 | 207 | 135 | 144 | 35 | 91% | \$18.58 | \$19.09 | \$18.77 |
| Business Technology | 12 | 5 | 11 | 28 | 17 | 19 | 8 | 93% | \$14.42 | \$18.40 | \$16.82 |
| Hospitality Management and Culinary Arts | 15 | 16 | 3 | 34 | 22 | 17 | 14 | 88% | \$11.29 | \$12.07 | \$11.56 |
| Communications and Information Technology | | | | | | | | | | | |
| Information Technology and Systems | 24 | 24 | 21 | 69 | 54 | 34 | 20 | 91% | \$15.74 | \$20.70 | \$18.02 |
| Media Arts | 5 | 7 | 12 | 24 | 13 | 4 | 16 | 71% | \$11.53 | \$22.70 | \$15.57 |
| Environmental and Agricultural Systems | | | | | | | | | | | |
| Agricultural Sciences | 20 | 7 | 16 | 43 | 26 | 22 | 10 | 86% | \$18.18 | \$20.54 | \$19.06 |
| Human Services and Resources | | | | | | | | | | | |
| Criminal Justice | 28 | 8 | 12 | 48 | 37 | 27 | 19 | 92% | \$17.96 | \$19.56 | \$18.75 |
| Early Childhood Education | 6 | 11 | 24 | 41 | 25 | 20 | 16 | 85% | \$10.96 | \$12.74 | \$11.80 |
| Human Services | 12 | 2 | 15 | 29 | 18 | 20 | 7 | 90% | \$13.51 | \$14.74 | \$14.12 |
| Library and Information Services* | 1 | | | 1 | 0 | 0 | 0 | 0% | | | |
| Health Sciences | | | | | | | | | | | |
| Dental Assisting | | 6 | 4 | 10 | 4 | 9 | 1 | 90% | \$12.47 | \$13.86 | \$13.12 |
| Dental Hygiene | | | 15 | 15 | 0 | 11 | 2 | 73% | \$18.82 | \$25.60 | \$22.76 |
| Health Information Management Services | 33 | 12 | 11 | 56 | 32 | 35 | 11 | 86% | \$15.37 | \$18.77 | \$17.57 |
| Medical Assisting | 12 | | 9 | 21 | 16 | 14 | 4 | 90% | \$13.31 | \$16.46 | \$14.51 |
| Medical Laboratory Technician | | | 9 | 9 | 0 | 8 | 0 | 89% | \$18.93 | \$21.37 | \$19.95 |
| Nursing Education - Associate Degree in Nursing (ADN) | | | 99 | 99 | 26 | 93 | 1 | 94% | \$26.42 | \$27.38 | \$26.93 |
| Nursing Education - Licensed Practical Nurse (LPN)* | | 51 | | 51 | 48 | 34 | 17 | 100% | \$15.72 | \$18.95 | \$17.61 |
| Occupational Therapy Assistant | | | 20 | 20 | 1 | 15 | 4 | 80% | \$14.98 | \$16.67 | \$16.06 |
| Paramedicine | 4 | 0 | 4 | 8 | 3 | 8 | 0 | 100% | \$22.43 | \$41.70 | \$30.67 |
| Pharmacy Technician | | 2 | 2 | 4 | 2 | 3 | 0 | 75% | | | |
| Skilled and Technical Sciences | | | | | | | | | | | |
| Advanced Manufacturing Design Technology | 32 | 11 | 19 | 62 | 37 | 44 | 18 | 97% | \$22.73 | \$23.54 | \$23.11 |
| Auto Body Technology | 17 | 0 | 4 | 21 | 15 | 9 | 6 | 95% | \$14.80 | \$16.07 | \$15.40 |
| Automotive Technology | 45 | 9 | 10 | 64 | 33 | 32 | 22 | 80% | \$13.71 | \$18.77 | \$16.32 |
| Construction Technology | 18 | 11 | 12 | 41 | 24 | 23 | 12 | 85% | \$13.23 | \$16.47 | \$14.84 |
| Diesel Technology | 24 | 17 | 21 | 62 | 35 | 42 | 13 | 92% | \$18.52 | \$22.70 | \$21.11 |
| Drafting and Design Technology | 10 | 4 | 20 | 34 | 14 | 18 | 11 | 85% | \$17.99 | \$20.83 | \$19.13 |
| Electrical Technology | 19 | 6 | 14 | 39 | 16 | 30 | 5 | 87% | \$16.12 | \$21.65 | \$18.18 |
| Energy Technology | 1 | 3 | 0 | 4 | 4 | 1 | 3 | 100% | | | |
| Environmental Health & Safety | 2 | 0 | 1 | 3 | 1 | 2 | 0 | 67% | | | |
| Heating, Air Conditioning and Refrigeration | 4 | 4 | 3 | 11 | 7 | 9 | 0 | 100% | \$18.72 | \$28.36 | \$24.46 |
| Heavy Equipment Operator Technician | 0 | 3 | 2 | 5 | 2 | 5 | 0 | 100% | | | |
| Mechatronics | 36 | 6 | 11 | 53 | 36 | 40 | 10 | 96% | \$26.77 | \$33.31 | \$30.74 |
| Quality Technology | 2 | 0 | 3 | 5 | 1 | 4 | 0 | 80% | \$13.63 | \$29.95 | \$22.04 |
| Truck Driving* | 25 | | | 25 | 2 | 19 | 5 | 80% | \$15.77 | \$23.12 | \$19.88 |
| Welding Technology | 49 | 16 | 19 | 84 | 50 | 58 | 17 | 87% | \$16.86 | \$20.00 | \$18.45 |
| TOTAL (unduplicated) | 524 | 296 | 688 | 1,507 | 892 | 949 | 384 | 86% | | | |
| TOTAL (duplicated for those four students with two degrees) | 524 | 296 | 691 | 1,511 | 892 | 952 | 384 | 86% | \$16.22 | \$20.95 | \$18.63 |

Source: 2019-20 CCC Graduates (8/1/20-11/11/21), National Student Clearinghouse (as of 10/01/20) and Nebraska Department of Labor (as of 09/30/21).

1. If students received multiple academic awards, the highest is represented across all fields.

2. Three students completed two degrees in the same academic year and are represented in each respective program. At the bottom of the chart, the unduplicated total includes these three students once, and the duplicated total line represents the students six times total.

3. Subsequent enrollment information from National Student Clearinghouse and may include employed students.

4. Full-time employment determined based on their annual income greater than or equal to \$18,720 (considering minimum wage = \$9.00 and 40 hours of work per week) and may also include continuing education students.

5. Part-time employment determined based on their annual income less than \$18,720 (considering minimum wage = \$9.00 and 40 hours of work per week) and may also include continuing education students.

6. Unduplicated across students continuing education and employed full-time.

7. Only includes full-time employment of degree recipients using quarterly salary reports from Department of Labor (DOL) to determine average hourly rate.

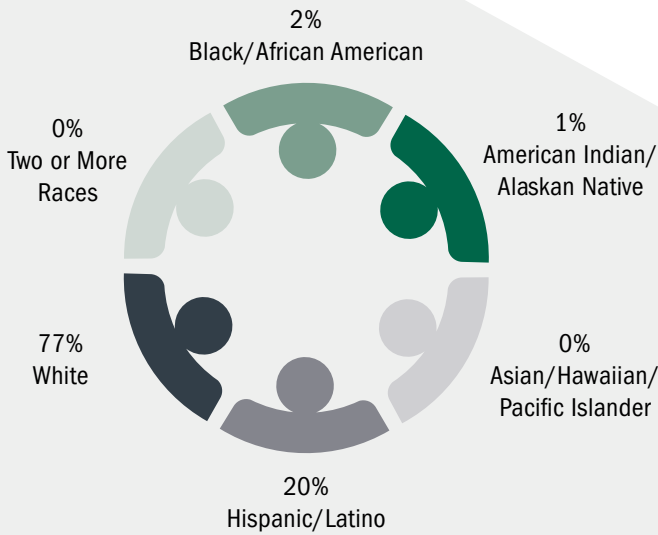
8. COVID-19 may affect subsequent enrollment data (08/01/2018-11/11/2020) as well as employment data (10/01/2019-09/30/2020)

* These programs do not offer degrees, so the average hourly rate for these respective programs is either for certificates or diplomas, depending on the program.

Respective Certificate/ Diploma/ Degree is not offered for this program.

N/A Three years of data not available for average.

Ethnicity of CCC Graduates



Gender of CCC Graduates



47% Female



53% Male

Oldest & Youngest CCC Graduate



68 years old
Oldest Award
Recipient



17 years old
Youngest Award
Recipient



Career and Employment Services

Central Community College and our Career and Employment Services staff are committed to supporting students throughout their time at CCC by providing guidance on which program to choose, giving assistance with securing internships and part-time work, and providing support through the job search process at graduation and beyond. Employers with job opportunities are connected with students and alumni through a variety of services provided by our Career and Employment Services staff.

For more information about posting job openings on our online job board or other services, visit www.cccneb.edu/ces or one of our Career and Employment Services directors.

Email us at
ces@cccneb.edu

Columbus Campus
402-562-1210

Grand Island Campus
308-398-7421

Hastings Campus
402-461-2419

www.cccneb.edu/CES

